

Meadowglen Homeowners Association

Pre-approved Paint Selections and Information

The paint schemes in this book have been pre-approved by the Architectural Review Committee (ARC) and the Board of Directors (BOD). The following rules apply:

- The paint schemes must be followed exactly (do not interchange colors from different schemes and do not interchange base, trim, or accent colors within the same scheme). Include scheme number, base, trim, and accent color names and codes on your DRR request (painted samples on draw down paper are not required).
- The following definitions are to be observed:
 - The body (base color) of the home includes the front, sides and back of your home.
 - The trim includes the horizontal and vertical elements, such as door and window frames. Gutters must also be painted the trim color.
 - The accent includes particular elements of your home, like the main entry door or shutters (where applicable).
- Sheen cannot be flat, high gloss, or otherwise shiny paint.
- Paint requests will be addressed at the monthly ARC meeting (first Tuesday of each month at 6 PM). You may bring your request to the meeting or submit them to our community manager.
- You must wait for approval before painting can start. No two adjacent houses can be painted the same base color.
- Paint colors (existing or changed) must be approved by the ARC before painting can start.
- Roof vents, chimney caps, flashing, etc. shall be painted to blend with the roof color of the home. Metal drip edges must be painted the trim color. Sheds are to be painted the same color scheme as the house.
- If pre-approved paint schemes are not selected, individual color choices can be used. Per the Meadowglen Architectural Design Guidelines:
 - Paint two Color Samples for each color (Base, Trim, Accent) using “Draw Down Papers.” These are 8 ½ x 11” papers designed to show paint in it’s true color and are available free at most paint stores.
 - Label the back of each Color Sample with paint brand, color name, color identification number, intended use (base, trim, accent), and sheen.
 - Submit all of the Color Samples with the DRR for ARC review.

For any questions on these rules or the Meadowglen Pre-approved Paint Selections, please email the Meadowglen community manager or the ARC directly at ARC@meadowglen-hoa.com.

SHERWIN-WILLIAMS 2018
PRE-APPROVED PAINT SCHEMES

BODY

TRIM

ACCENT

SCHEME 1

SW 0032



Needlepoint Navy

SW 0050

Classic Light Buff

SW 0045

Antiquarian Brown



SCHEME 2

SW 0014

Sheraton Sage

SW 2822

Downing Sand

SW 2856

Fairfax Brown



BODY

TRIM

ACCENT

SCHEME 3

SW 0009

Eastlake Gold

SW 2829

Classical White

SW 2819

Downing Slate



SCHEME 4

SW 7522



Meadowlark

SW 7571

Casa Blanca

SW 7703

Earthen Jug



BODY

TRIM

ACCENT

SCHEME 5

SW 7680

Lanyard

SW 6126

Navajo White

SW 6215

Rocky River



SCHEME 6

SW 7515

Homestead Brown

SW 6168

Moderne White

SW 7504

Keystone Gray



BODY

TRIM

ACCENT

SCHEME 7

SW 7534

Outerbanks



SW 6155

Rice Grain

SW 2803

Rookwood

Terra Cotta



SCHEME 8

SW 7507

Stone Lion

SW 7628

Windfresh White

SW 2839

Roycroft Copper

Red



BODY

TRIM

ACCENT

SCHEME 9

SW 6142


Macadamia

SW 7005

Pure White

SW 6990

Caviar



SCHEME 10

SW 7693

Stonebriar

SW 7696

Toasted Pine Nut

SW 6054

Canyon Clay



BODY

TRIM

ACCENT

SCHEME 11

SW 6234

Uncertain Gray

SW 7662

Evening Shadow

SW 7674

Peppercorn



SCHEME 12

SW 6219


Rain

SW 7628

Windfresh White

SW 7515

Homestead Brown



BODY

TRIM

ACCENT

SCHEME 13

SW 7594


Carriage Door

SW 7532

Urban Putty

SW 7513

Sanderling



SCHEME 14

SW 7701

Cavern Clay

SW 7536

Bittersweet Stem

SW 6055

Fiery Brown



BODY

TRIM

ACCENT

SCHEME 15

SW 7710


Brandywine

SW 6385

Dover White

SW 7717

Ligonier Tan



SCHEME 16

SW 7739



Herbal Wash

SW 6672

Morning Star

SW 6167

Garden Gate



BODY

TRIM

ACCENT

SCHEME 17

SW 6102


Portabello

SW 7632

Modern Gray

SW 7047

Porpoise



SCHEME 18

SW 7030

Anew Gray

SW 7006

Extra White

SW 6328

Fireweed

